



# 2023-2024

CROWLEY INDEPENDENT SCHOOL DISTRICT

## Crowley ISD Quality Report

### Comprehensive Accountability System

Metrics that Matter to our Community

#### DISTRICT-ASSIGNED SCHOOL QUALITY RATING

**2023-2024 ACADEMICS** **TBD**

3RD GRADE MATH (Board Goal) ★

Approaches	Meets	Masters
59%	32%	9%

5TH GRADE READING (Board Goal) ★

Approaches	Meets	Masters
71%	44%	19%

ENGLISH I (Board Goal) ★

Approaches	Meets	Masters
64%	42%	9%

ALGEBRA I (Board Goal) ★

Approaches	Meets	Masters
56%	11%	3%

TEA Rating: TBD

Baseline Year 2023

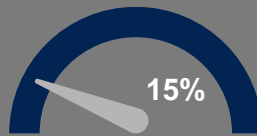
#### Student ENROLLMENT

TOTAL  
17048



#### Finance FUND BALANCE **3**

\$27,391,101



AS OF AUGUST 2024

#### GRADUATION RATE **4**

94%

2023-2024



#### College, Career and Military Readiness (CCMR) **1**

60%

2023-2024

*\*Needs attention due to changes in STAAR calculations*

#### Total SCHOLARSHIPS AWARDED

\$49 MILLION



#### Attendance PERCENTAGE **5**

91.98%

92.62%

2022-2023

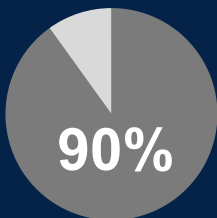
2023-2024

#### SCHOOL ENVIRONMENT

#### Positive Student BEHAVIOR **5**

(Board Goal) ★

% of students with no suspensions



#### Student DISCIPLINE

Discipline Incidents



● In-school suspension ● Out-of-school suspension

#### TEACHER Information **5**

##### Teacher-to-Student Ratio



Teacher Retention

71.4%

Teacher Tenure



1,265 TEACHERS ON CAMPUSES



# 2023-2024

CROWLEY INDEPENDENT SCHOOL DISTRICT

## Crowley ISD Quality Report

### Comprehensive Accountability System



## Crowley ISD School Board

Our aspiration in Crowley ISD is to ensure that all students have access to a GREAT SCHOOL and are provided excellent educational experiences so that they achieve their full potential. When our students graduate from Crowley ISD, they will leave with more than a diploma. They will leave with choices and opportunities. We designed this School Quality Report (SQR) to highlight metrics that matter and to share with our community the areas of progress, the areas of opportunity, and the comprehensive quality of each school in Crowley ISD. This SQR is our effort to increase transparency by synthesizing the quantitative metrics with qualitative parent voices to provide a complete assessment of school quality.

Economically **DISADVANTAGED**  
**79%**

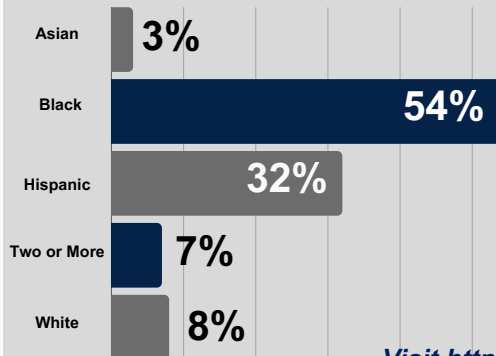
**STUDENT SUPPORTS 5**  
SOCIAL EMOTIONAL LEARNING SUPPORTS

Counselors	✓
SEL Specialists	✓
Interventionists	✓

**AFTER SCHOOL PROGRAMS**

21st Century	✓
Clayton Youth Enrichment	✓

### DISTRICT DEMOGRAPHICS



Visit <http://crowleyisdtx.org> for more details regarding our rubric.

### RUBRIC SCALE

- 1** NEEDS ATTENTION
- 2** AVERAGE
- 3** GOOD
- 4** EXCEPTIONAL
- 5** GREAT

“ I love being a student at Crowley ISD so much, due to the numerous opportunities they have provided me and all the connections I’ve made. They have made it comfortable to explore all of my passions, such as engineering, arts, and digital media.   
-Madyson, Crowley ISD Student

“ Having a child in Crowley ISD is the best decision I have made for my child’s future. CISD has taught my daughter integrity and provided her with authentic development. She is learning to encourage her peers with support and the importance of establishing leadership skills.   
-Destini, CISD Parent

### District COMMUNICATION

SOCIAL MEDIA | WEBSITE | APP | NEWSLETTERS | TEXTS/CALLS



# GRADED ON 2023-2024 DATA

CROWLEY INDEPENDENT SCHOOL DISTRICT

## Crowley ISD Quality Report

### Comprehensive Accountability System Rubric

Metrics that Matter to our Community

#### RUBRIC SCALE

- 1** NEEDS ATTENTION
- 2** AVERAGE
- 3** GOOD
- 4** EXCEPTIONAL
- 5** GREAT

#### FINANCE FUND BALANCE

- 1** Less than 9%
- 2** 10-14%
- 3** 14-17%
- 4** 18-19%
- 5** 20%

#### GRADUATION RATE

- 1** 89% or less
- 2** 89-90%
- 3** 90-92%
- 4** 93-94%
- 5** 95% or greater

#### DISTRICT-ASSIGNED SCHOOL QUALITY RATING

- 1** F
- 2** D
- 3** C
- 4** B
- 5** A

#### TEACHER INFORMATION

Total # of 5 plus year teachers divided by the total # of teachers to get the percentage

- 1** 10-19%
- 2** 20-38%
- 3** 39-48%
- 4** 49-59%
- 5** 60% or greater

#### College, Career and Military Readiness (CCMR)

- 1** 60-70%
- 2** 71-80%
- 3** 81-90%
- 4** 91-94%
- 5** 95% or greater

### SCHOOL ENVIRONMENT

#### POSITIVE STUDENT BEHAVIOR

##### ELEMENTARY

- 1** 85 or less
- 2** 86-89
- 3** 90-91
- 4** 92-94
- 5** 95 or greater

##### SECONDARY

- 1** 69%
- 2** 70-73%
- 3** 74-84%
- 4** 85-91%
- 5** 92% or greater

#### STUDENT SUPPORTS

##### ELEMENTARY

- 1** 1 out of 6
- 2** 2 out of 6
- 3** 3 out of 6
- 4** 4 out of 6
- 5** 5 out of 6

##### SECONDARY

- 1** 2 or less
- 3** 3 out of 6
- 5** 4 out of 5

#### ATTENDANCE PERCENTAGE

##### ELEMENTARY

- 1** 85% or less
- 2** 86-89%
- 3** 90-92%
- 4** 93-94%
- 5** 95% or greater

##### SECONDARY

- 1** 69%
- 2** 70-73%
- 3** 74-84%
- 4** 85-91%
- 5** 92% or greater

#### PARENT AND STUDENT ENGAGEMENT OPPORTUNITIES

##### Parent Involvement

- 1** 0      **5** 2 or more
- 2** 1

##### Student Clubs

- 1** 0      **5** 5 or more
- 2** 1      **3** 3-4

#### REFER TO SECONDARY RATINGS FOR DISTRICT

Visit <http://crowleyisdtx.org> for more details

